

L1918C

Luminaires For Use In Hazardous Locations

2 Windows



Protection

- Class I, Division 1
Group B, C, D

Standards

UL 844
UL 1598
CSA C22.2 No. 137

Net Weight:
2 windows: 11.5kg (25.4 lb) / 3 windows: 15.3kg (33.7 lb)

3 Windows



Battery Backup System

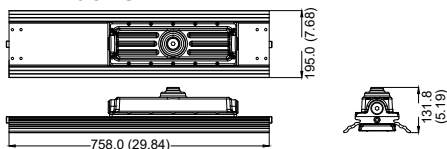
| | |
|---------------------------|---------|
| Charging Time | 48hrs |
| EM Mode Illumination Time | 120mins |
| EM Mode Output Watt. | 60W |

Technical Data

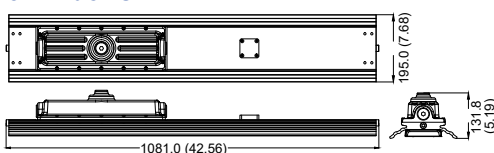
| Size | Two Windows | Three Windows |
|---------------|--|--------------------|
| Watt.(±10%) | 100W | 120W / 130W / 140W |
| Volt.(±10%) | 110V / 120V / 220V / 230V / 277V AC | |
| Light Color | 3000K(Warm White) / 5000K(Cool White) | |
| Lm / W (±10%) | Cool White ≥115lm/w, Warm White ≥105lm/w | |

| | | |
|----------------------|--|----------------------------------|
| Amps | 100W: 0.36A~0.90A, 120W: 0.43A~1.09A 130W: 0.47A~1.18A, 140W: 0.51A~1.27A | |
| Ambient Temperature | -20°C ~ +40°C, T5 | |
| Power Factor | cos≥0.9 | |
| CRI | Cool White≥70 / Warm White≥80 | |
| Beam Angle | X-116° / Y-114° | |
| Frequency | 50 / 60 Hz | |
| Degree of Protection | IP67 / NEMA 6 | |
| Material | <ul style="list-style-type: none"> Enclosure Glass | Aluminum Alloy Tempered Glass |
| LED Service Life | 60,000 hrs | |
| Entrance Thread | 1 x 3/4" | |

2 Windows



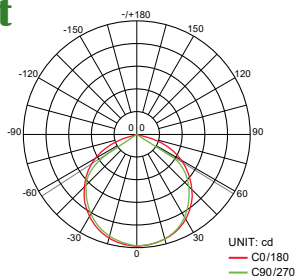
3 Windows



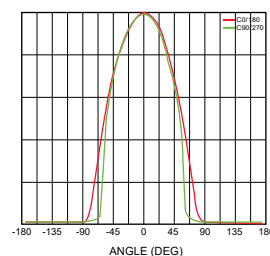
Dimension in Millimeters (inches)

Optical Report

Polar Luminous Intensity Distribution



Luminous Intensity Distribution Diagram



Model Code

| | | | | | | | | | | |
|-----|---|------|---|---|---|---|---|----|---|-----|
| THT | E | 1918 | C | C | H | C | 9 | N0 | 2 | WHT |
| | | | | | | ① | ② | ③ | ④ | ⑤ |

① C.C.T.

C=Cool white
W=Warm white

② Voltage

1=110V, 6=120V, 2=220V
D=230V, 9=277V

③ Wattage

J0=100W, L0=120W
M0=130W, N0=140W

④ Quantity of Windows

1=Two windows
2=Three windows

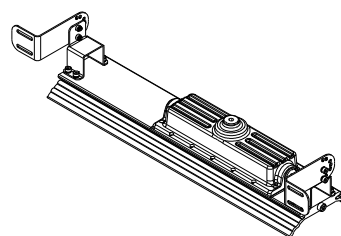
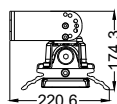
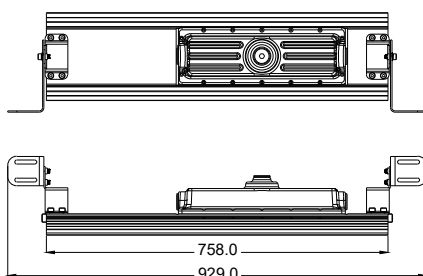
⑤ Mounting Bracket Type

WHT(W90)=Wall Mount 90°
WHT(H90)=Hanging Mount 90°
C90=Ceiling Mount

Mounting Option & Dimensions (All in mm)

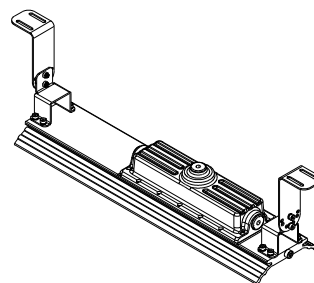
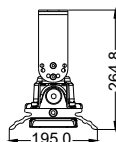
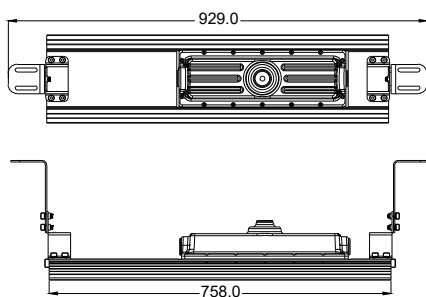
Two Windows

Wall Mount 90° [WHT(W90)]



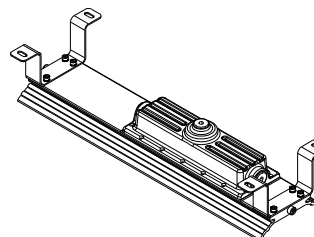
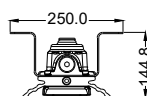
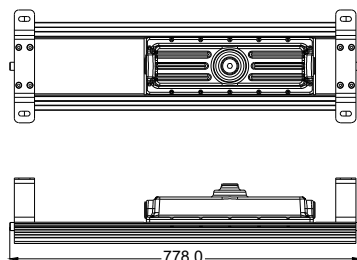
12.8kg (28.2 lb)

Hanging Mount 90° [WHT(H90)]



12.8kg (28.2 lb)

Ceiling Mount (C90)

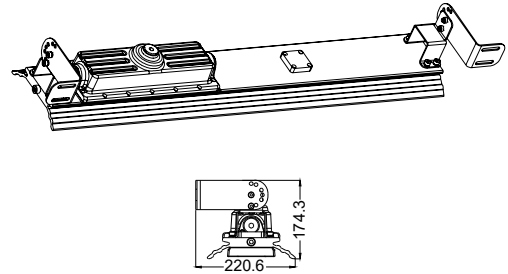
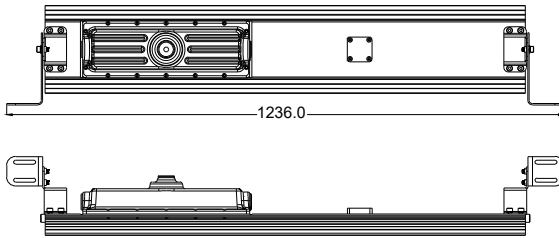


12.4kg (27.3 lb)

Mounting Option & Dimensions (All in mm)

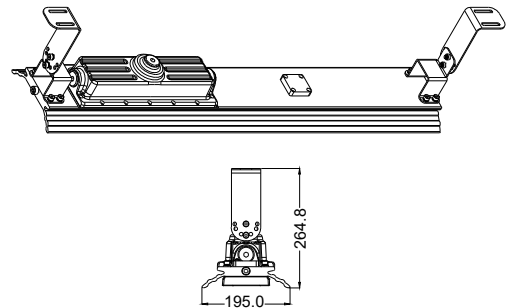
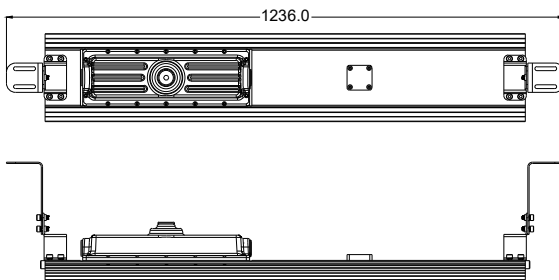
Three Windows

Wall Mount 90° [WHT(W90)]



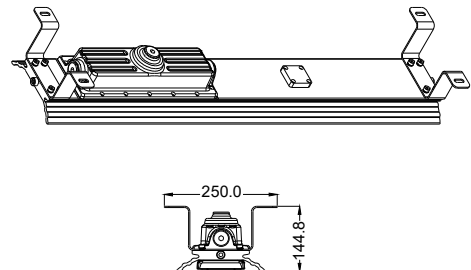
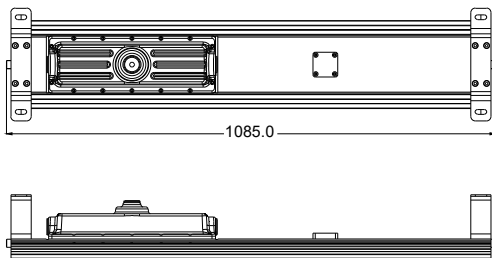
16.6kg (36.6 lb)

Hanging Mount 90° [WHT(H90)]



16.6kg (36.6 lb)

Ceiling Mount (C90)



16.2kg (35.7 lb)