

L1319C

Hazardous Location LED Lighting



Zone
2

Zone
21

Zone
22

IP67

NEMA
6

Protection

- Ex nR IIC T4...T5 Gc
- Ex tb IIIC T110°C...T90°C Db
- Ⓜ II 3 G Ex nR IIC T4...T5 Gc
- Ⓜ II 2 D Ex tb IIIC T110°C...T90°C Db

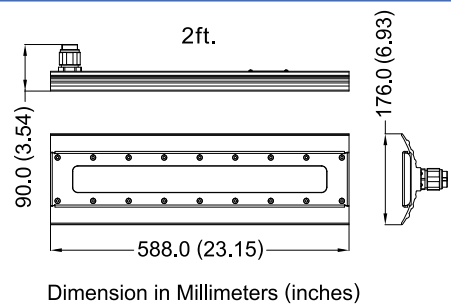
Standards

IEC 60079-0
IEC 60079-15
IEC 60079-31
EN IEC 60079-0
EN IEC 60079-15
EN 60079-31

Net Weight: 6.3 kg (13.9 lb)

Technical Data

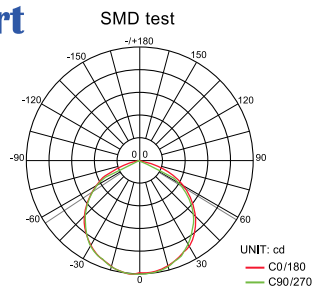
Watts (±10%)	Rated Voltage (±10%)
40W	100 / 110 / 120 / 200 / 220 / 230 / 277 / 347 / 480V AC
60W	100 / 110 / 120 / 200 / 220 / 230 / 277V AC
80W	120 / 277 / 347 / 480V AC
120W	100 / 110 / 120 / 200 / 220 / 230 / 277V AC
150W	100 / 110 / 120 / 200 / 220 / 230 / 277V AC
Amps	0.08A~1.50A
Color of LED Light	Warm White / Cool White
Ambient Temperature	-20°C ~ +40°C, T5 / -20°C ~ +65°C, T4
Power Factor	cos ≥ 0.9, cos ≥ 0.87 (480V)
CRI	Cool White ≥ 70 / Warm White ≥ 80
Lm / W (±10%)	Cool White ≥ 100lm / Warm White ≥ 90lm
Beam Angle	X-116° / Y-114°
Frequency	50 / 60 Hz
Degree of Protection	IP67 / NEMA 6
Material	<ul style="list-style-type: none"> • Enclosure: Aluminum alloy • Glass: Tempered glass
LED Service Life	60,000 hrs
Entrance Thread	1 × M25



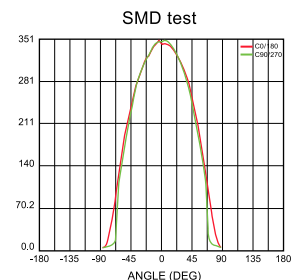
Dimension in Millimeters (inches)

Optical Report

Polar Luminous Intensity Distribution



Luminous Intensity Distribution Diagram



Model Code

THT	H	1319	C	N	H	C	C	P0	WHT
			①			②	③	④	⑤

① Glass

C=Clear Glass
E=Matted Glass

② C.C.T.

C=Cool White
W=Warm White

③ Voltage

4=100V, 1=110V, 6=120V, 5=200V, 2=220V,
D=230V, 9=277V, F=347V, C=480V

④ Wattage

D0=40W, F0=60W, H0=80W,
L0=120W, P0=150W

⑤ Mounting Bracket Type

W25/90=Wall Mount 25°/90°
H25/90=Hanging Mount 25°/90°
C=Ceiling Mount
SL=Street Light

2ft. Mounting Option & Dimensions (All in mm)

