

# L1733NS Hazardous Location LED Lighting

Optional: Sensing Device  
(Daylight or Occupancy Sensor)



\*The glass of lighting fixture  
is replaced by protective guard.



**CID2**  
Group  
A, B, C, D

**IP67**

**NEMA**  
6

## Protection

- Class I, Division 2,  
Groups A, B, C, D

## Standards

UL 844  
UL 1598 Luminaires  
UL 8750  
CSA C22.2 No. 137-18  
CSA C22.2 No. 250.0  
CSA C22.2 No. 250.13

Net Weight: 11.8 kg (26 lb)

## Lens Angle

30°, 60°, 90°, 120°, 149°\*(25°+90°)

## Technical Data

\*Please specify the required lens angle when ordering.

Rated Voltage (±10%)	100~277AC (Full Volt.)
Watts (±10%)	100W / 110W / 120W / 130W / 140W / 150W / 160W / 170W / 180W / 190W / 200W
Ambient Temperature	-20°C ~ +50°C ,T6(100W~150W) / -20°C ~ +40°C ,T3C(160W~200W)
Amps	0.58A~2.00A
Color of LED Light	3000K (Warm White) / 5000K (Cool White)
Power Factor	cos≥0.9
CRI	Cool White≥70 / Warm White≥80
Lumen (±10%)	≥ 135 lm
Frequency	50 / 60 Hz
Degree of Protection	IP67 / NEMA 6
Material	• Protection • Guard
LED Service Life	60,000 hrs
Entrance Thread	1 × NPT 3/4"

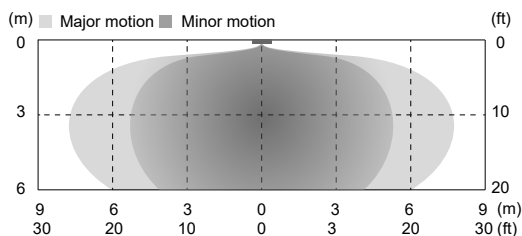
### Daylight Sensor: Digital data control ambient light sensor

Sensing Range	Approx. 2~2,000 lux (0.2~200 fc)
Field of View	Approximate 80°

### Occupancy Sensor: Detection Pattern

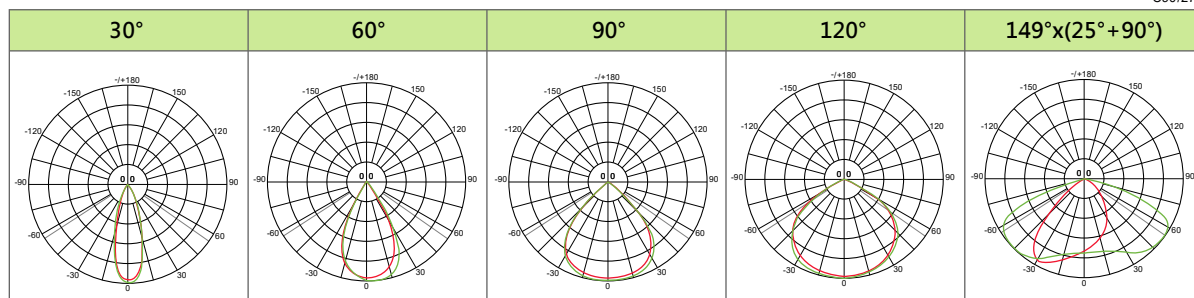
Mounting Height	3 m (10 ft)	6 m (20 ft)
Coverage*	180 m <sup>2</sup> (2,000 ft <sup>2</sup> )	100 m <sup>2</sup> (1,200 ft <sup>2</sup> )

\*Sensitivity 100%



## Lens Angle

UNIT: cd  
— C0/180  
— C90/270



## Model Code

THT	H	1733S	S	K	C	H	U0	02	WHT
			①		②		③		④

### ① Sensor

S =With Sensor  
Z =Without Sensor

### ② C.C.T.

C =Cool White  
W =Warm White

### ③ Wattage

J0=100W, K0=110W, L0=120W,  
M0=130W, N0=140W, P0=150W,  
Q0=160W, R0=170W, S0=180W,  
T0=190W, U0=200W

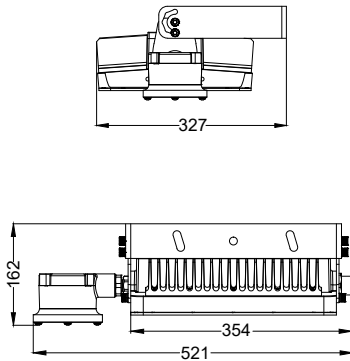
### ④ Mounting Bracket Type

WHT(W90)=Wall Mount 90°  
WHT(H90)=Hanging Mount 90°  
RO=Rotatable  
SL=Street Light



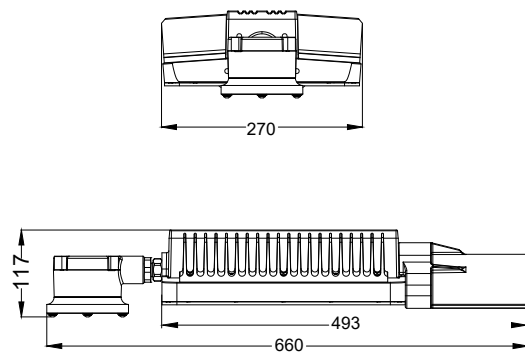
## Mounting Option & Dimensions (All in mm)

Wall Mount 90° [WHT(W90)]



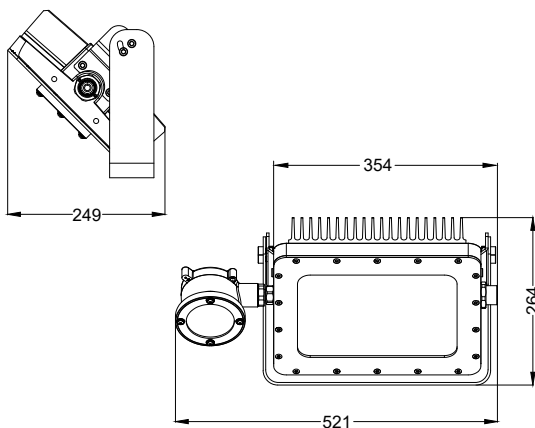
14.2 kg (31.3 lb)

Street Light (SL)



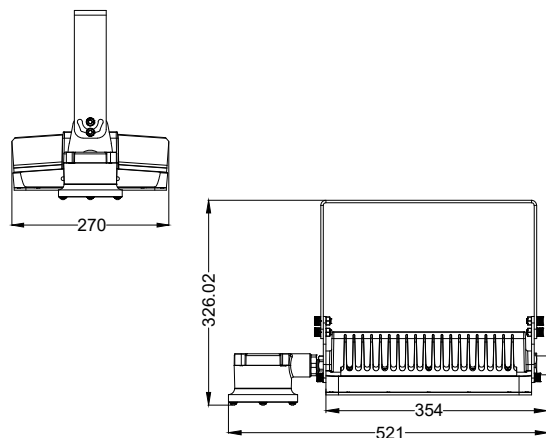
14.1 kg (31.1 lb)

Rotatable (RO)



14.2 kg (31.3 lb)

Hanging Mount 90° [WHT(H90)]



14.2 kg (31.3 lb)