

L1102

Luminaires with CCTV For Use In Hazardous Locations



CID2
Group
A, B, C, D

IP67

NEMA
6

Protection

- Class I, Division 2,
Group A, B, C and D

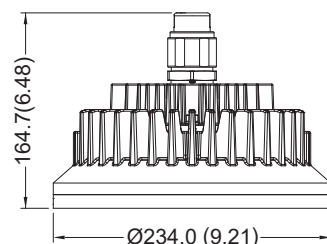
Standards

UL 844
UL 1598 Luminaires
UL 8750
CSA C22.2 No 137-M1981

Net Weight: 5.5 kg (10.1 lb)

Technical Data

Rated Voltage (±10%)	120V / 277V / 480V AC		
Watts (±10%)	46W / 66W (Include Camera 6W)		
Amps for lighting	40W 120V: 0.33A, 277V: 0.14A, 480V: 0.08A 60W 120V: 0.50A, 277V: 0.22A, 480V: 0.13A		
Color of LED Light	3000K (Warm White) / 5000K (Cool White)		
Ambient Temperature	-40°C ~ +40°C, T4		
Power Factor	cos ≥ 0.9, cos ≥ 0.87 (480V)		
CRI	Cool White ≥ 70 / Warm White ≥ 80		
Lumen (±10%)	COB	40W	60W
	3000K	3778lm	5605lm
	5000K	4181lm	6173lm
Beam Angle	X-110° / Y-110°		
Frequency	50 / 60 Hz		
Degree of Protection	IP67 / NEMA 6		
Material	• Housing • Screws Aluminum alloy Stainless Steel		
LED Service Life	60,000 hrs		
Entrance Thread	1 × NPT 3/4"		
Resolution	2 Mega Pixels , Full HD 1080P		
1080p HD	1920 × 1080		
720p HD	1280 × 720		
Video Compression	H.265 High / Main Profile Motion JPG		
PoE	IEEE 802.3af		
Digital Zoom	Yes		
PC Requirement	• CPU • OS • RAM Intel i3 or above Windows 7, Windows 8, Windows 10 4 GB or above, Dedicated graphics card		



Dimension in Millimeters (inches)

Applicable Area

- Oil Refinery Complex
- Petrochemical Complex
- Painting Facility
- Transporting Nature Gas
- Transproting Liquefied
- Petroleum Gas
- Offshore Platform
(Oil and Natural Gas)

Model Code





THT	2L	A	66W	C	4	9	C	1102
			①			②	③	

① **Wattage (inculc camera 6W)**
46W=46W, 66W=66W

② **Voltage**
6=120V, 9=277V, C=480V

③ **C.C.T.**
C=Cool White
W=Warm White

Purchase Guide

Installation Procedure	Specifications	Area
 <p>L1102</p> <p>1</p>	<p>2 mega pixels 25 meters infrared IP67 Digital zoom</p>	<p>Class I, Division 2</p>
 <p>POE Power over Ethernet (Required Equipment)</p> <p>2</p>	<p>Provide for CCTV power Provide video and audio transmission.</p>	<p>Placed in an explosion-proof control box or non hazardous area.</p>
 <p>NVR Network Video Recorder (Required Equipment)</p> <p>3</p>	<p>Receiving and filing the POE video data and connect NVR host through internet for monitoring when mouse and screen monitor are connected. Remote monitoring available with the interface of Windows / IOS / Android.</p>	<p>Placed in an explosion-proof control box or non hazardous area.</p>
 <p>Client device (Optional equipment)</p>	<p>Connect to NAV Management system with your own device to:</p> <ol style="list-style-type: none"> 1. Live play 2. Recording 3. Playback 	<p>Non hazardous area</p>