

L1319CH

Hazardous Location LED Lighting
with Heat-Resistant Function



Protection

- Ex nR IIC T4...T5...T6 Gc
- Ex tb IIIC T115°C...T110°C...T95°C
...T70°C...T65°C...T60°C Db
- Ⓢ II 3 G Ex nR IIC T4... T5...T6 Gc
- Ⓢ II 2 D Ex tb IIIC T115°C...T110°C
...T95°C...T70°C...T65°C...T60°C Db

Standards

IEC 60079-0
IEC 60079-15
IEC 60079-31
EN IEC 60079-0
EN IEC 60079-15
EN 60079-31

Net Weight: 2ft-9.3 kg (20.5 lb) / 4ft-15.3 kg (33.7 lb)

Technical Data

	2FT	4FT
Rated Voltage (±10%)	110 / 120 / 220 / 230 / 277 Vac	
Wattage (±10%)	40W / 60W	80W / 120W
Amps	0.14A~0.55A	0.29A~1.09A

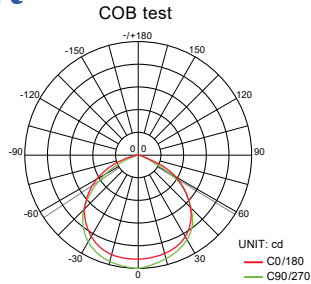
Color of LED Light	3000K (Warm White) / 5000K (Cool White)	
Power Factor	cos ≥ 0.9	
CRI	Cool White ≥ 70 / Warm White ≥ 80	
Lm / W (±10%)	Cool White ≥ 110lm / Warm White ≥ 100lm	
Beam Angle	X-116° / Y-114°	
Frequency	50 / 60 Hz	
Degree of Protection	IP67 / NEMA 6	
Material	<ul style="list-style-type: none"> • Enclosure • Glass 	
LED Service Life	60,000 hrs	
Entrance Thread	M25	

Dimension in Millimeters (inches)

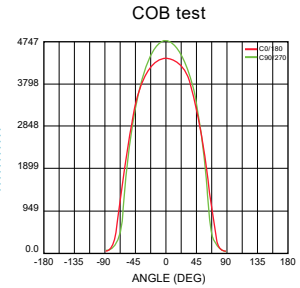
Size	Wattage	Ambient Temperature	Temperature Class
2FT	40W	40°C	T6
		80°C	T5
		95°C	T4
	60W	40°C	T6
		75°C	T5
		95°C	T4
4FT	80W	40°C	T6
		75°C	T5
		95°C	T4
	120W	40°C	T6
		75°C	T5
		95°C	T4

Optical Report

Polar Luminous
Intensity Distribution



Luminous
Intensity Distribution Diagram



Model Code

THT	H	1319	C	C	B	C	9	H0	WHT(L)
			①			②	③	④	⑤

① Length & Glass type

C=2ft, clear glass
E=2ft, matted glass
D=4ft, clear glass
F=4ft, matted glass

② C.C.T.

C=Cool White
W=Warm White

③ Voltage

1=110V, 6=120V, 2=220V,
D=230V, 9=277V

④ Wattage

D0=40W, F0=60W,
H0=80W, L0=120W

⑤ Mounting Bracket Type

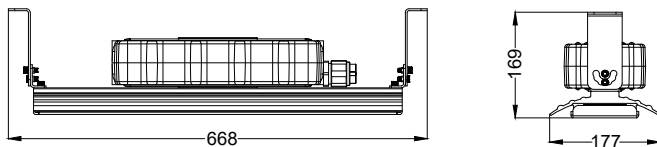
WHT(L)=Wall / Hanging Mount (Long Box)
WHT(S)=Wall / Hanging Mount (Short Box)
WHT(O)=Wall / Hanging Mount (Octagonal Box)
SL(L)=Street Light (Long Box)
SL(S)=Street Light (Short Box)

Mounting Option & Dimensions (All in mm)

2FT

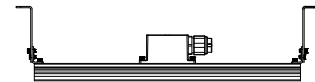
Wall / Hanging Mount

● Long Box [WHT(L)]



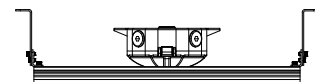
9.8 kg (21.6 lb)

● Short Box [WHT(S)]



7.4 kg (16.3 lb)

● Octagonal Box [WHT(O)]



8.9 kg (19.6 lb)

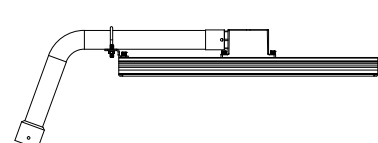
Street Light

● Long Box [SL(L)]



12.3 kg (27.1 lb)

● Short Box [SL(S)]

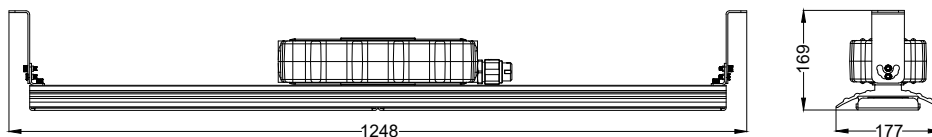


9.9 kg (21.8 lb)

Mounting Option & Dimensions (All in mm)

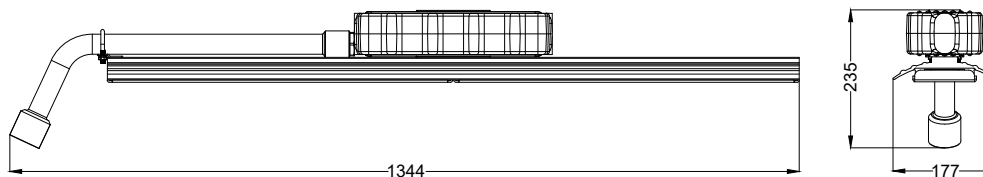
4FT

Wall / Hanging Mount
Long Box [WHT(L)]



15.8 kg (34.8 lb)

Street Light
Long Box [SL(L)]



19.6 kg (43.2 lb)