

L1319CB

Luminaires For Use In Hazardous Locations (Battery Backup)

4FT

Double Battery Backup



2FT



CID2
Group
A, B, C, D

IP67

NEMA
6

Protection

- Class I, Division 2,
Group A, B, C, D

Standards

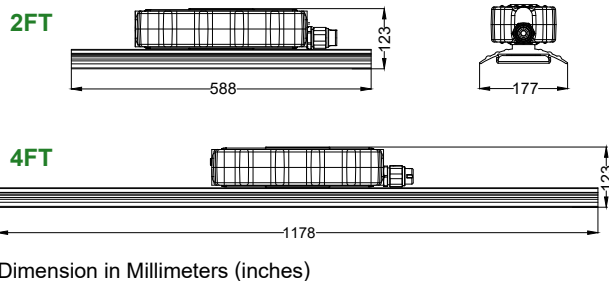
UL 844
UL 1598 Luminaires
UL 8750
CSA C22.2 No. 137-18
CSA C22.2 No. 250.0
CSA C22.2 No. 250.13

Net Weight: 2ft-10.3 kg (22.7 lb) / 4ft-16.3 kg (35.9 lb)
4ft(Double Battery)-21.5 kg (47.4 lb)

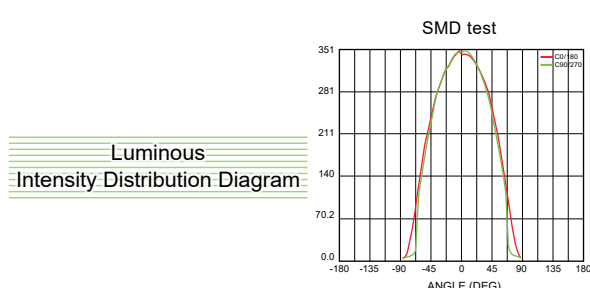
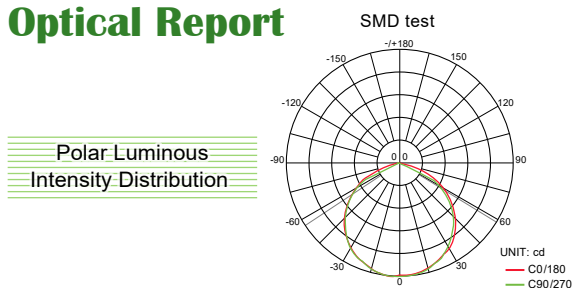
Technical Data

	2FT	4FT
Rated Voltage (±10%)	100 / 110 / 120 / 200 / 220 / 230 / 277 Vac	
Total System Power Consumption (±10%) (LED Watt.)	70W (50W) / 80W (60W) 90W (70W) / 100W (80W)	100W (80W) / 120W (100W) 180W (160W) / 210W (190W)
Amps	0.25A~1.00A	0.36A~2.10A
Rated Voltage (±10%)	100 ~ 277 Vac	
Total System Power Consumption (±10%) (LED Watt.)	60W (40W)	120W (80W) (Double Battery Backup)
Amps	0.22A~0.60A	0.43A~1.20A

Battery Backup (Panasonic Battery)	<ul style="list-style-type: none"> •Charging time: 48 hours •Emergency mode illumination: 120 minutes •Emergency mode output wattage: 40W (Single Battery Backup)
Color of LED Light	Warm White, Cool White
Ambient Temperature	-40°C ~ +45°C, T3C / -40°C ~ +55°C, T3C (Only for 100~277Vac)
Power Factor	$\cos \geq 0.9$
CRI	Cool White ≥ 70 / Warm White ≥ 80
Lm / W (±10%)	Cool White $\geq 130\text{lm}$ / Warm White $\geq 120\text{lm}$
Beam Angle	X-116° / Y-114°
Frequency	50 / 60 Hz
Degree of Protection	IP67 / NEMA 6
Material	<ul style="list-style-type: none"> • Enclosure: Aluminum alloy • Glass: Tempered glass
LED Service Life	60,000 hrs
Entrance Thread	M25



Optical Report



Model Code

THT	H	1319	C	C	B	C	H	L0	01	WHT
			①			②	③	④		⑤

① Length & Glass type

C=2ft, clear glass
D=4ft, clear glass

③ Voltage

4=100V, 1=110V, 6=120V, 5=200V,
2=220V, D=230V, 9=277V
H=100~277V

⑤ Mounting Bracket Type

WHT=Wall / Hanging Mount
SL=Street Light

② C.C.T.

C=Cool White
W=Warm White

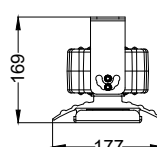
④ Wattage

F0=60W, G0=70W, H0=80W, I0=90W,
J0=100W, L0=120W, S0=180W, V0=210W

Mounting Option & Dimensions (All in mm)

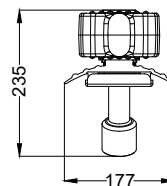
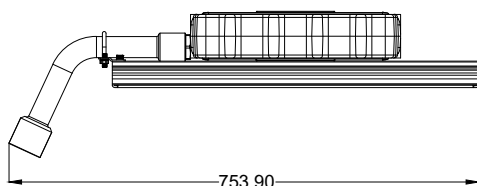
2FT

Wall / Hanging Mount (WHT)



10.8 kg (23.8 lb)

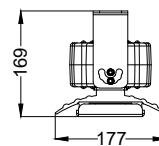
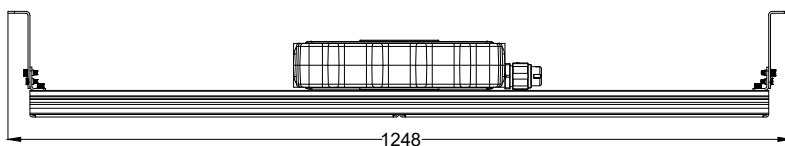
Street Light (SL)



13.3 kg (29.3 lb)

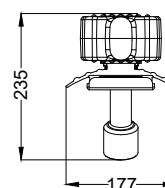
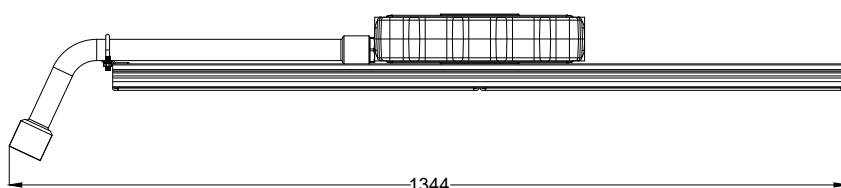
4FT

Wall / Hanging Mount (WHT)



16.8 kg (37.0 lb)

Street Light (SL)



20.6 kg (45.4 lb)