


L1319CU

Hazardous Location LED Lighting (Exposure Light)

4FT



2FT



Zone
2

Zone
21

Zone
22

IP67

NEMA
6

Protection

- Ex nR IIC T4...T5 Gc
- Ex tb IIIC T115°C...T95°C Db
- Ⓜ II 3 G Ex nR IIC T4...T5 Gc
- Ⓜ II 2 D Ex tb IIIC T115°C...T95°C Db

Standards

IEC 60079-0
IEC 60079-15
IEC 60079-31
EN IEC 60079-0
EN IEC 60079-15
EN 60079-31

Net Weight: 2ft-9.3 kg (20.5 lb) / 4ft-15.3 kg (33.7 lb)

Technical Data

	2FT	4FT
Rated Voltage (±10%)	100 / 110 / 120 / 200 / 220 / 230 / 277 Vac	
Wattage (±10%)	20W / 30W / 40W 50W / 60W / 70W / 80W	40W / 60W / 80W 100W / 120W / 140W / 160W
Amps	0.07A~0.80A	0.14A~1.60A

Color of LED Light	Yellow
Ambient Temperature	-20°C ~ +40°C / -20°C ~ +60°C
Power Factor	cos ≥ 0.9
Beam Angle	X-116° / Y-114°
Frequency	50 / 60 Hz
Degree of Protection	IP67 / NEMA 6
Material	<ul style="list-style-type: none"> • Enclosure • Glass
	Aluminum alloy Tempered glass
LED Service Life	60,000 hrs
Entrance Thread	M25

2FT



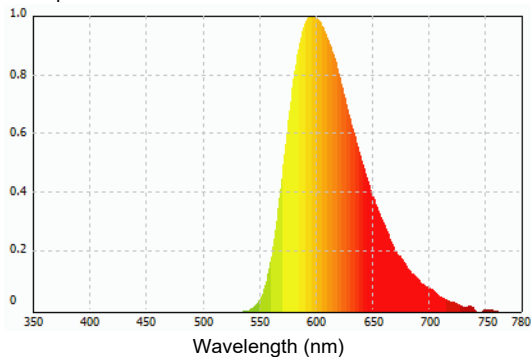
4FT



Dimension in Millimeters (inches)

Yellow Light - Spectral Distribution

Relative Spectral



Model Code

THT	H	1319	C	C	H	W	H	Q0	WHT(L)
			①				②	③	④

① Length & Glass type

C=2ft, clear glass
E=2ft, matted glass
D=4ft, clear glass
F=4ft, matted glass

② Voltage

4=100V, 1=110V, 6=120V, 5=200V,
2=220V, D=230V, 9=277V

③ Wattage

B0=20W, C0=30W, D0=40W, E0=50W,
F0=60W, G0=70W, H0=80W, J0=100W,
L0=120W, N0=140W, Q0=160W

④ Mounting Bracket Type

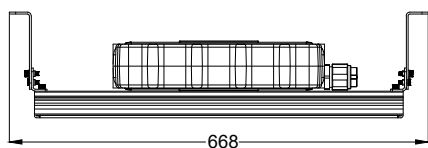
WHT(L)=Wall / Hanging Mount (Long Box)
WHT(S)=Wall / Hanging Mount (Short Box)
WHT(O)=Wall / Hanging Mount (Octagonal Box)
SL(L)=Street Light (Long Box)
SL(S)=Street Light (Short Box)

Mounting Option & Dimensions (All in mm)

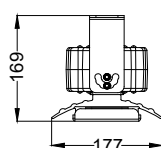
2FT

Wall / Hanging Mount

● Long Box [WHT(L)]



9.8 kg (21.6 lb)

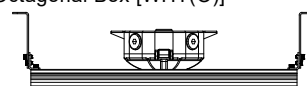


● Short Box [WHT(S)]



7.4 kg (16.3 lb)

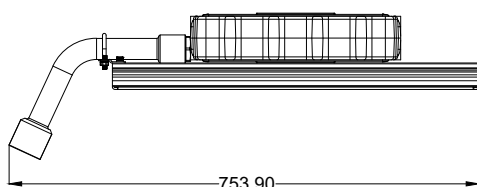
● Octagonal Box [WHT(O)]



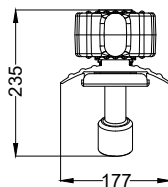
8.9 kg (19.6 lb)

Street Light

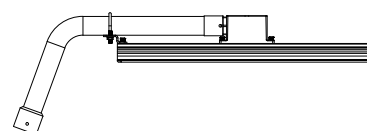
● Long Box [SL(L)]



12.3 kg (27.1 lb)



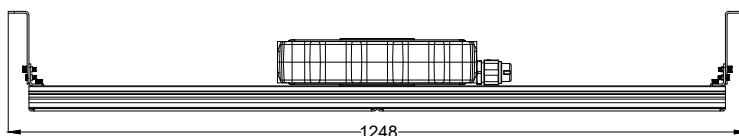
● Short Box [SL(S)]



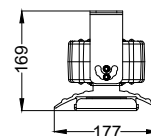
9.9 kg (21.8 lb)

4FT

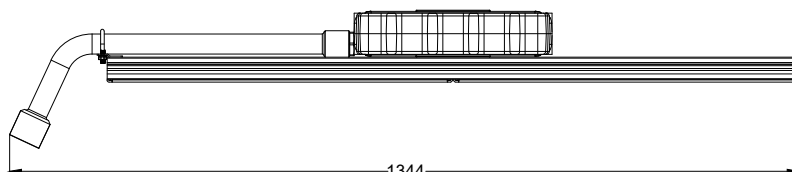
Wall / Hanging Mount Long Box [WHT(L)]



15.8 kg (34.8 lb)



Street Light Long Box [SL(L)]



19.6 kg (43.2 lb)

